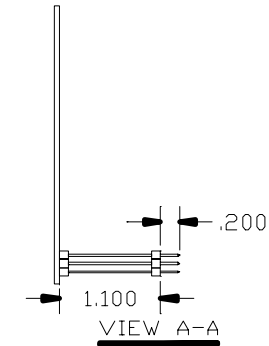


Mechanical Drawing

4 Slot 32-bit/33MHz PCI Expansion Backplane (Part Number 01-03543-00)



Dimensions and Electrical Pin-Outs



P4 SIGNALS	
PIN	SIGNAL
1	+3.3V
2	+3.3V
3	GND
4	VCC
5	GND
6	VCC
7	GND
8	POWER-OK
9	5VSB
10	+12V
11	+3.3V
12	-12V
13	GND
14	PS-ON
15	GND
16	GND
17	GND
18	N/U (-5V)
19	VCC
20	VCC

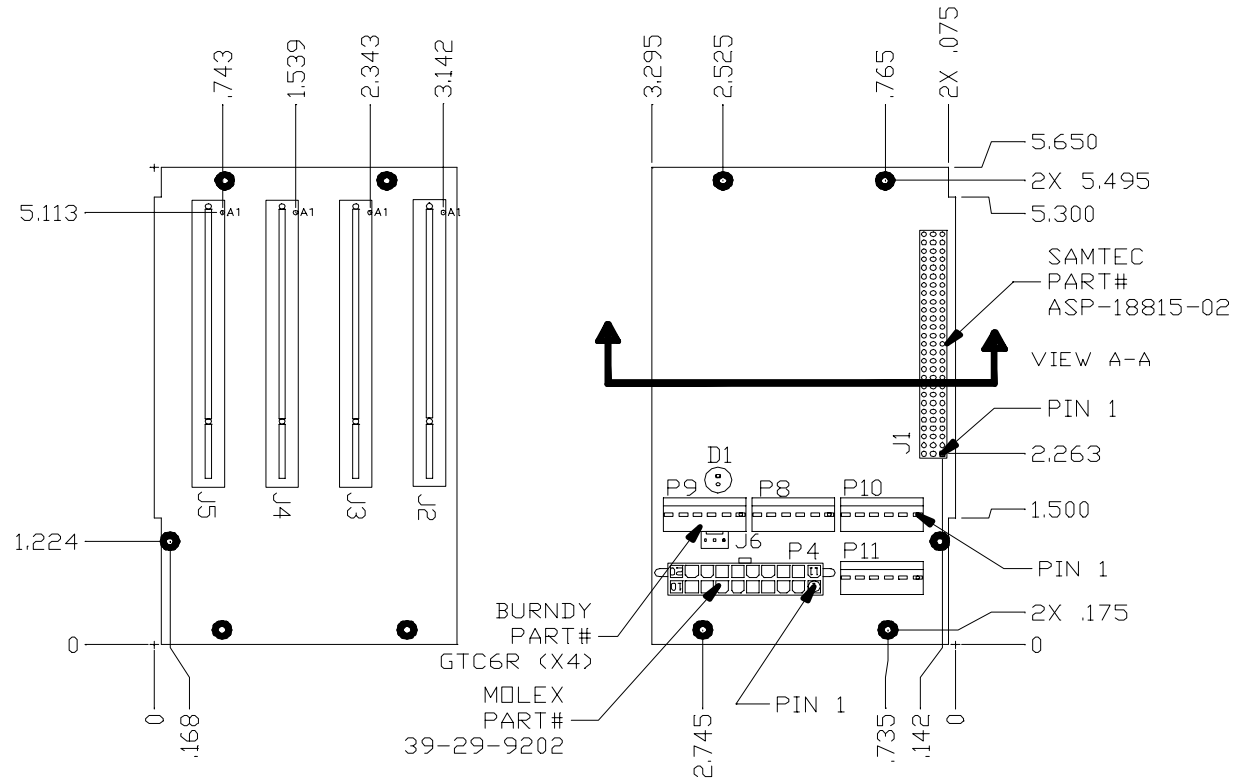
P8 SIGNALS	
PIN	SIGNAL
1	N/U
2	VCC
3	+12V
4	-12V
4	GND
4	GND

P9 SIGNALS	
PIN	SIGNAL
1	GND
2	GND
3	N/U
4	VCC
4	VCC
4	VCC

P10 SIGNALS	
PIN	SIGNAL
1	GND
2	GND
3	GND
4	+3.3V
4	+3.3V
4	+3.3V

J6 SIGNALS	
PIN	SIGNAL
1	PS-ON
2	GND
3	5VSB

P11 SIGNALS	
PIN	SIGNAL
1	VCC
2	VCC
3	VCC
4	GND
4	GND
4	GND

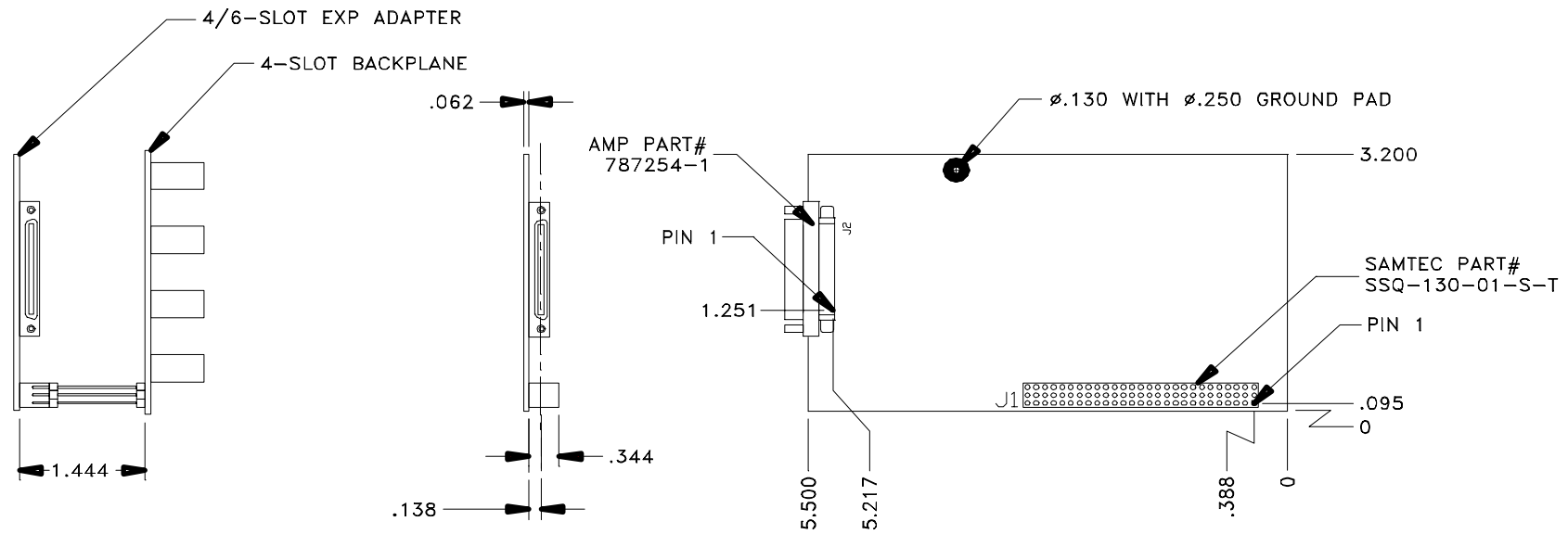


Mechanical Drawing

4 Slot 32-bit/33MHz PCI Expansion Interface (Part Number 01-04504-00)



Dimensions



Mechanical Drawing

CardBus Host Interface (Part Number CBHIF)



Dimensions

